

Eidgenössische Volksabstimmung vom 13. Juni 2021

| Gemeinden | BfS-Nr. | Anteil Männer | Anteil Frauen | total Stimm-berechtigte | brieflich Stimmende ¹⁾ | 1. Volksinitiative für sauberes Trinkwasser und gesunde Nahrung | | | | | | 2. Volksinitiative «Für eine Schweiz ohne synthetische Pestizide» | | | | | |
|---------------|---------|---------------|---------------|-------------------------|-----------------------------------|---|-----------|------------|-----------------|--------------|---------------|---|-----------|------------|-----------------|--------------|---------------|
| | | | | | | Stimmende | leer | ungültig | gültige Stimmen | Ja | Nein | Stimmende | leer | ungültig | gültige Stimmen | Ja | Nein |
| Altdorf | 1201 | 3'216 | 3'481 | 6'697 | 3'901 | 4'056 | 18 | 23 | 4'015 | 1'609 | 2'406 | 4'053 | 26 | 23 | 4'004 | 1'616 | 2'388 |
| Andermatt | 1202 | 476 | 476 | 952 | 536 | 576 | 0 | 13 | 563 | 144 | 419 | 576 | 1 | 13 | 562 | 147 | 415 |
| Attinghausen | 1203 | 645 | 620 | 1'265 | 833 | 857 | 4 | 7 | 846 | 167 | 679 | 863 | 4 | 7 | 852 | 169 | 683 |
| Bürglen | 1205 | 1'542 | 1'488 | 3'030 | 1'946 | 2'004 | 3 | 21 | 1'980 | 424 | 1'556 | 2'004 | 6 | 21 | 1'977 | 443 | 1'534 |
| Erstfeld | 1206 | 1'269 | 1'267 | 2'536 | 1'463 | 1'511 | 8 | 22 | 1'481 | 446 | 1'035 | 1'514 | 10 | 22 | 1'482 | 458 | 1'024 |
| Flüelen | 1207 | 726 | 705 | 1'431 | 837 | 906 | 2 | 7 | 897 | 276 | 621 | 907 | 3 | 7 | 897 | 265 | 632 |
| Göschenen | 1208 | 150 | 146 | 296 | 174 | 208 | 1 | 0 | 207 | 36 | 171 | 208 | 2 | 0 | 206 | 41 | 165 |
| Gurtellen | 1209 | 216 | 187 | 403 | 230 | 257 | 6 | 0 | 251 | 51 | 200 | 257 | 5 | 0 | 252 | 55 | 197 |
| Hospental | 1210 | 70 | 70 | 140 | 101 | 101 | 0 | 1 | 100 | 16 | 84 | 101 | 0 | 1 | 100 | 21 | 79 |
| Isenthal | 1211 | 196 | 177 | 373 | 284 | 287 | 0 | 0 | 287 | 37 | 250 | 287 | 0 | 0 | 287 | 35 | 252 |
| Realp | 1212 | 59 | 51 | 110 | 72 | 73 | 0 | 0 | 73 | 15 | 58 | 73 | 0 | 0 | 73 | 15 | 58 |
| Schattdorf | 1213 | 2'007 | 1'989 | 3'996 | 2'430 | 2'507 | 10 | 13 | 2'484 | 626 | 1'858 | 2'531 | 10 | 13 | 2'508 | 620 | 1'888 |
| Seedorf | 1214 | 704 | 726 | 1'430 | 904 | 924 | 2 | 13 | 909 | 257 | 652 | 925 | 2 | 13 | 910 | 264 | 646 |
| Seelisberg | 1215 | 251 | 248 | 499 | 307 | 338 | 2 | 1 | 335 | 94 | 241 | 339 | 2 | 1 | 336 | 93 | 243 |
| Silenen | 1216 | 781 | 744 | 1'525 | 965 | 998 | 4 | 7 | 987 | 207 | 780 | 997 | 5 | 7 | 985 | 205 | 780 |
| Sisikon | 1217 | 126 | 114 | 240 | 158 | 166 | 0 | 0 | 166 | 48 | 118 | 165 | 0 | 0 | 165 | 49 | 116 |
| Spiringen | 1218 | 349 | 323 | 672 | 503 | 522 | 1 | 0 | 521 | 39 | 482 | 523 | 1 | 0 | 522 | 37 | 485 |
| Unterschächen | 1219 | 288 | 259 | 547 | 421 | 436 | 0 | 1 | 435 | 25 | 410 | 433 | 0 | 1 | 432 | 28 | 404 |
| Wassen | 1220 | 136 | 122 | 258 | 158 | 184 | 0 | 0 | 184 | 31 | 153 | 184 | 0 | 0 | 184 | 36 | 148 |
| Ausland-CH | 9040 | 236 | 244 | 480 | 161 | 161 | 1 | 0 | 160 | 82 | 78 | 161 | 1 | 0 | 160 | 77 | 83 |
| Total | | 13'443 | 13'437 | 26'880 | 16'384 | 17'072 | 62 | 129 | 16'881 | 4'630 | 12'251 | 17'101 | 78 | 129 | 16'894 | 4'674 | 12'220 |

Stimmbeteiligung

63.5 %

Stimmbeteiligung

63.6 %

¹⁾ Anzahl Stimmausweise, die den Gemeinden brieflich zugestellt wurden, unabhängig davon, ob zu allen oder nur zu einzelnen Vorlagen gestimmt wurde.

Ohne Gewähr! Das definitive Ergebnis wird im Amtsblatt Nr. 24 vom 18. Juni 2021 publiziert.

Eidgenössische Volksabstimmung vom 13. Juni 2021

| Gemeinden | BfS-Nr. | Anteil Männer | Anteil Frauen | total Stimm-berechtigte | brieflich Stimmende ¹⁾ | 3. Covid-19-Gesetz | | | | | | 4. CO2-Gesetz | | | | | |
|---------------|---------|---------------|---------------|-------------------------|-----------------------------------|--------------------|------------|------------|-----------------|--------------|--------------|---------------|------------|------------|-----------------|--------------|---------------|
| | | | | | | Stimmende | leer | ungültig | gültige Stimmen | Ja | Nein | Stimmende | leer | ungültig | gültige Stimmen | Ja | Nein |
| Altdorf | 1201 | 3'216 | 3'481 | 6'697 | 3'901 | 4'050 | 27 | 23 | 4'000 | 2'420 | 1'580 | 4'045 | 31 | 23 | 3'991 | 2'043 | 1'948 |
| Andermatt | 1202 | 476 | 476 | 952 | 536 | 574 | 2 | 13 | 559 | 272 | 287 | 573 | 0 | 13 | 560 | 206 | 354 |
| Attinghausen | 1203 | 645 | 620 | 1'265 | 833 | 856 | 8 | 7 | 841 | 312 | 529 | 861 | 9 | 7 | 845 | 235 | 610 |
| Bürglen | 1205 | 1'542 | 1'488 | 3'030 | 1'946 | 2'019 | 11 | 21 | 1'987 | 737 | 1'250 | 2'006 | 11 | 21 | 1'974 | 586 | 1'388 |
| Erstfeld | 1206 | 1'269 | 1'267 | 2'536 | 1'463 | 1'507 | 10 | 22 | 1'475 | 698 | 777 | 1'510 | 6 | 22 | 1'482 | 573 | 909 |
| Flüelen | 1207 | 726 | 705 | 1'431 | 837 | 908 | 3 | 7 | 898 | 405 | 493 | 909 | 4 | 7 | 898 | 304 | 594 |
| Göschenen | 1208 | 150 | 146 | 296 | 174 | 210 | 1 | 0 | 209 | 88 | 121 | 211 | 1 | 0 | 210 | 46 | 164 |
| Gurtellen | 1209 | 216 | 187 | 403 | 230 | 257 | 9 | 0 | 248 | 81 | 167 | 257 | 8 | 0 | 249 | 52 | 197 |
| Hospental | 1210 | 70 | 70 | 140 | 101 | 99 | 0 | 1 | 98 | 37 | 61 | 101 | 0 | 1 | 100 | 11 | 89 |
| Isenthal | 1211 | 196 | 177 | 373 | 284 | 282 | 1 | 0 | 281 | 98 | 183 | 284 | 2 | 0 | 282 | 80 | 202 |
| Realp | 1212 | 59 | 51 | 110 | 72 | 73 | 0 | 0 | 73 | 40 | 33 | 73 | 0 | 0 | 73 | 19 | 54 |
| Schattdorf | 1213 | 2'007 | 1'989 | 3'996 | 2'430 | 2'538 | 29 | 13 | 2'496 | 1'123 | 1'373 | 2'519 | 6 | 12 | 2'501 | 828 | 1'673 |
| Seedorf | 1214 | 704 | 726 | 1'430 | 904 | 926 | 8 | 13 | 905 | 385 | 520 | 919 | 6 | 13 | 900 | 289 | 611 |
| Seelisberg | 1215 | 251 | 248 | 499 | 307 | 338 | 1 | 1 | 336 | 118 | 218 | 338 | 3 | 1 | 334 | 96 | 238 |
| Silenen | 1216 | 781 | 744 | 1'525 | 965 | 979 | 12 | 7 | 960 | 338 | 622 | 984 | 7 | 7 | 970 | 209 | 761 |
| Sisikon | 1217 | 126 | 114 | 240 | 158 | 166 | 1 | 0 | 165 | 53 | 112 | 167 | 2 | 0 | 165 | 43 | 122 |
| Spiringen | 1218 | 349 | 323 | 672 | 503 | 517 | 7 | 0 | 510 | 105 | 405 | 522 | 2 | 0 | 520 | 56 | 464 |
| Unterschächen | 1219 | 288 | 259 | 547 | 421 | 433 | 3 | 1 | 429 | 90 | 339 | 436 | 3 | 1 | 432 | 50 | 382 |
| Wassen | 1220 | 136 | 122 | 258 | 158 | 184 | 3 | 0 | 181 | 63 | 118 | 184 | 1 | 0 | 183 | 41 | 142 |
| Ausland-CH | 9040 | 236 | 244 | 480 | 161 | 161 | 1 | 0 | 160 | 125 | 35 | 161 | 1 | 0 | 160 | 124 | 36 |
| Total | | 13'443 | 13'437 | 26'880 | 16'384 | 17'077 | 137 | 129 | 16'811 | 7'588 | 9'223 | 17'060 | 103 | 128 | 16'829 | 5'891 | 10'938 |

Stimmbeteiligung

63.5 %

Stimmbeteiligung

63.5 %

¹⁾ Anzahl Stimmausweise, die den Gemeinden brieflich zugestellt wurden, unabhängig davon, ob zu allen oder nur zu einzelnen Vorlagen gestimmt wurde.

Ohne Gewähr! Das definitive Ergebnis wird im Amtsblatt Nr. 24 vom 18. Juni 2021 publiziert.

Eidgenössische Volksabstimmung vom 13. Juni 2021

| Gemeinden | BfS-Nr. | Anteil Männer | Anteil Frauen | total Stimm-berechtigte | brieflich Stimmende ¹⁾ | 5. Bundesgesetz über polizeiliche Massnahmen zur Bekämpfung von Terrorismus (PMT) | | | | | |
|---------------|---------|---------------|---------------|-------------------------|-----------------------------------|---|------------|------------|-----------------|--------------|--------------|
| | | | | | | Stimmende | leer | ungültig | gültige Stimmen | Ja | Nein |
| Altdorf | 1201 | 3'216 | 3'481 | 6'697 | 3'901 | 4'013 | 51 | 23 | 3'939 | 2'321 | 1'618 |
| Andermatt | 1202 | 476 | 476 | 952 | 536 | 572 | 6 | 13 | 553 | 311 | 242 |
| Attinghausen | 1203 | 645 | 620 | 1'265 | 833 | 851 | 10 | 7 | 834 | 412 | 422 |
| Bürglen | 1205 | 1'542 | 1'488 | 3'030 | 1'946 | 1'983 | 23 | 21 | 1'939 | 953 | 986 |
| Erstfeld | 1206 | 1'269 | 1'267 | 2'536 | 1'463 | 1'502 | 19 | 22 | 1'461 | 830 | 631 |
| Flüelen | 1207 | 726 | 705 | 1'431 | 837 | 903 | 10 | 7 | 886 | 496 | 390 |
| Göschenen | 1208 | 150 | 146 | 296 | 174 | 209 | 1 | 0 | 208 | 99 | 109 |
| Gurtellen | 1209 | 216 | 187 | 403 | 230 | 257 | 15 | 0 | 242 | 121 | 121 |
| Hospental | 1210 | 70 | 70 | 140 | 101 | 98 | 0 | 1 | 97 | 56 | 41 |
| Isenthal | 1211 | 196 | 177 | 373 | 284 | 280 | 4 | 0 | 276 | 120 | 156 |
| Realp | 1212 | 59 | 51 | 110 | 72 | 73 | 0 | 0 | 73 | 51 | 22 |
| Schattdorf | 1213 | 2'007 | 1'989 | 3'996 | 2'430 | 2'507 | 33 | 13 | 2'461 | 1'388 | 1'073 |
| Seedorf | 1214 | 704 | 726 | 1'430 | 904 | 914 | 8 | 13 | 893 | 473 | 420 |
| Seelisberg | 1215 | 251 | 248 | 499 | 307 | 334 | 5 | 1 | 328 | 159 | 169 |
| Silenen | 1216 | 781 | 744 | 1'525 | 965 | 974 | 17 | 7 | 950 | 503 | 447 |
| Sisikon | 1217 | 126 | 114 | 240 | 158 | 163 | 2 | 0 | 161 | 68 | 93 |
| Spiringen | 1218 | 349 | 323 | 672 | 503 | 512 | 7 | 0 | 505 | 187 | 318 |
| Unterschächen | 1219 | 288 | 259 | 547 | 421 | 424 | 3 | 1 | 420 | 160 | 260 |
| Wassen | 1220 | 136 | 122 | 258 | 158 | 184 | 1 | 0 | 183 | 87 | 96 |
| Ausland-CH | 9040 | 236 | 244 | 480 | 161 | 158 | 4 | 0 | 154 | 98 | 56 |
| Total | | 13'443 | 13'437 | 26'880 | 16'384 | 16'911 | 219 | 129 | 16'563 | 8'893 | 7'670 |

Stimmbeteiligung

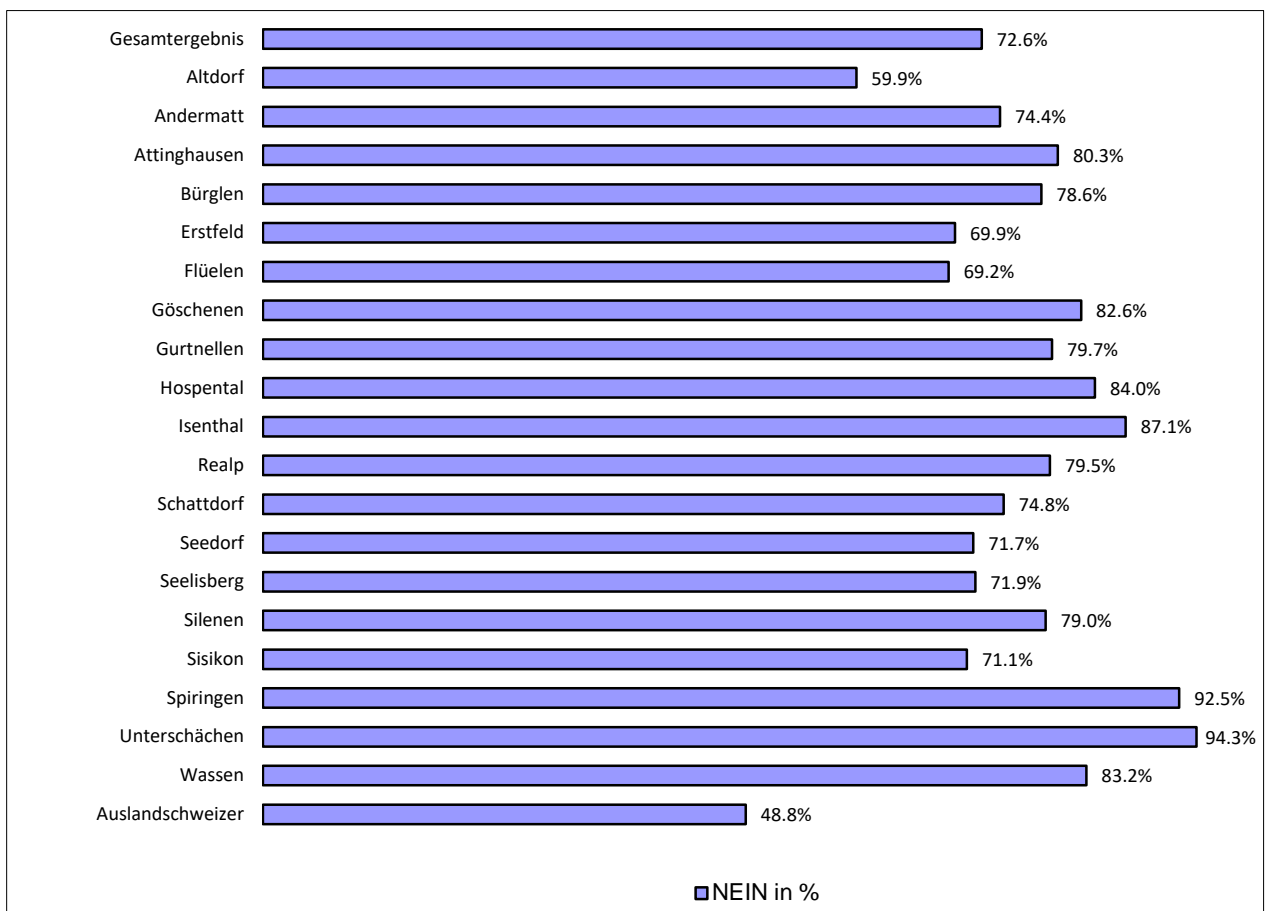
62.9 %

¹⁾ Anzahl Stimmausweise, die den Gemeinden brieflich zugestellt wurden, unabhängig davon, ob zu allen oder nur zu einzelnen Vorlagen gestimmt wurde.

Ohne Gewähr! Das definitive Ergebnis wird im Amtsblatt Nr. 24 vom 18. Juni 2021 publiziert.

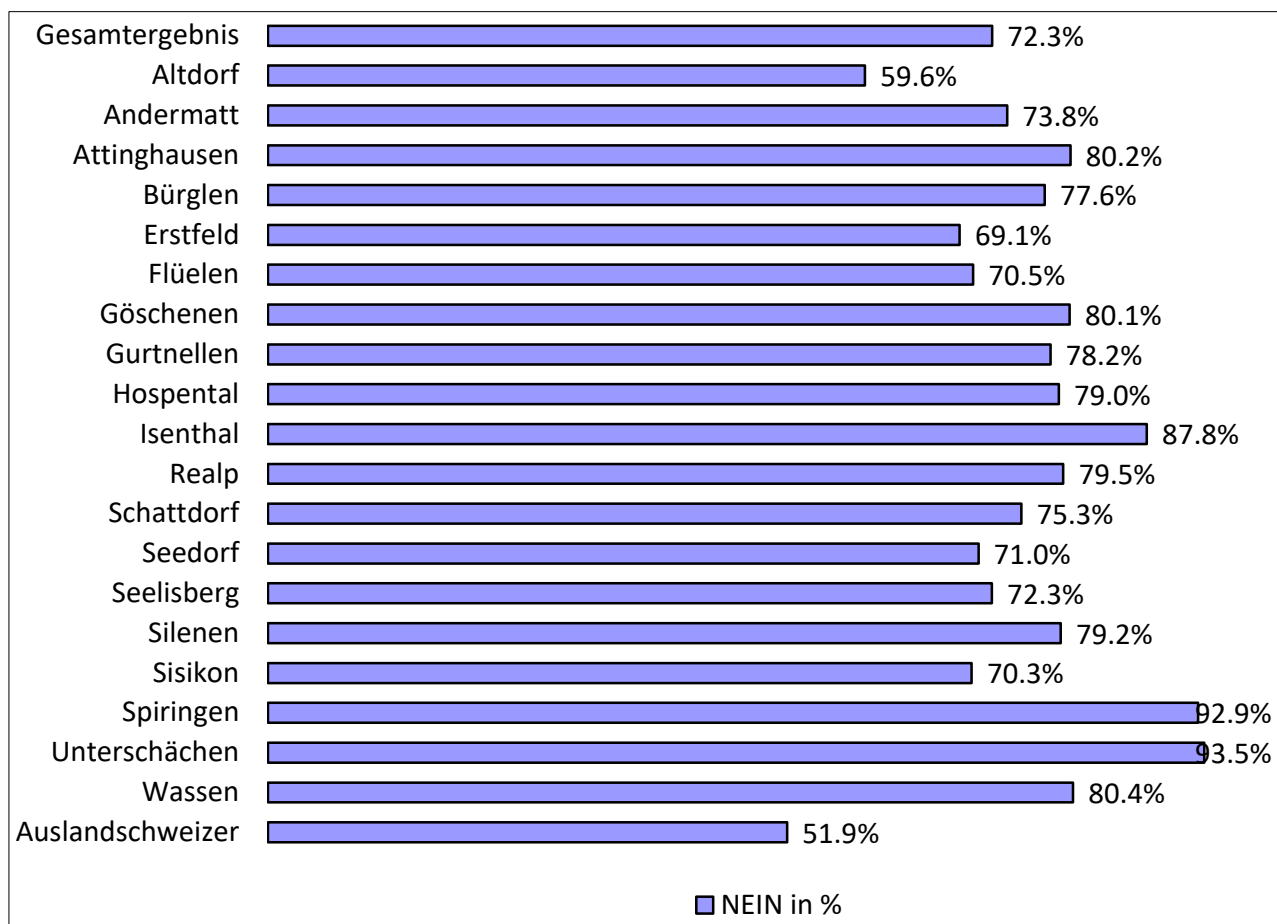
Volksinitiative für sauberes Trinkwasser und gesunde Nahrung

| | JA | NEIN | NEIN in % | Rang | Stimmberechtigt | Stimmeteiligung | in % | Rang Stimmeteiligung |
|-----------------------|--------------|---------------|--------------|------|-----------------|-----------------|--------------|----------------------|
| Gesamtergebnis | 4'630 | 12'251 | 72.6% | | 26'880 | 17'072 | 63.5% | |
| Altdorf | 1'609 | 2'406 | 59.9% | 19 | 6'697 | 4'056 | 60.6% | 17 |
| Andermatt | 144 | 419 | 74.4% | 13 | 952 | 576 | 60.5% | 18 |
| Attinghausen | 167 | 679 | 80.3% | 7 | 1'265 | 857 | 67.7% | 8 |
| Bürglen | 424 | 1'556 | 78.6% | 11 | 3'030 | 2'004 | 66.1% | 11 |
| Erstfeld | 446 | 1'035 | 69.9% | 17 | 2'536 | 1'511 | 59.6% | 19 |
| Flüelen | 276 | 621 | 69.2% | 18 | 1'431 | 906 | 63.3% | 15 |
| Göschenen | 36 | 171 | 82.6% | 6 | 296 | 208 | 70.3% | 6 |
| Gurtellen | 51 | 200 | 79.7% | 8 | 403 | 257 | 63.8% | 14 |
| Hospental | 16 | 84 | 84.0% | 4 | 140 | 101 | 72.1% | 4 |
| Isenthal | 37 | 250 | 87.1% | 3 | 373 | 287 | 76.9% | 3 |
| Realp | 15 | 58 | 79.5% | 9 | 110 | 73 | 66.4% | 10 |
| Schattdorf | 626 | 1'858 | 74.8% | 12 | 3'996 | 2'507 | 62.7% | 16 |
| Seedorf | 257 | 652 | 71.7% | 15 | 1'430 | 924 | 64.6% | 13 |
| Seelisberg | 94 | 241 | 71.9% | 14 | 499 | 338 | 67.7% | 9 |
| Silenen | 207 | 780 | 79.0% | 10 | 1'525 | 998 | 65.4% | 12 |
| Sisikon | 48 | 118 | 71.1% | 16 | 240 | 166 | 69.2% | 7 |
| Spiringen | 39 | 482 | 92.5% | 2 | 672 | 522 | 77.7% | 2 |
| Unterschächen | 25 | 410 | 94.3% | 1 | 547 | 436 | 79.7% | 1 |
| Wassen | 31 | 153 | 83.2% | 5 | 258 | 184 | 71.3% | 5 |
| Auslandschweizer | 82 | 78 | 48.8% | 20 | 480 | 161 | 33.5% | 20 |



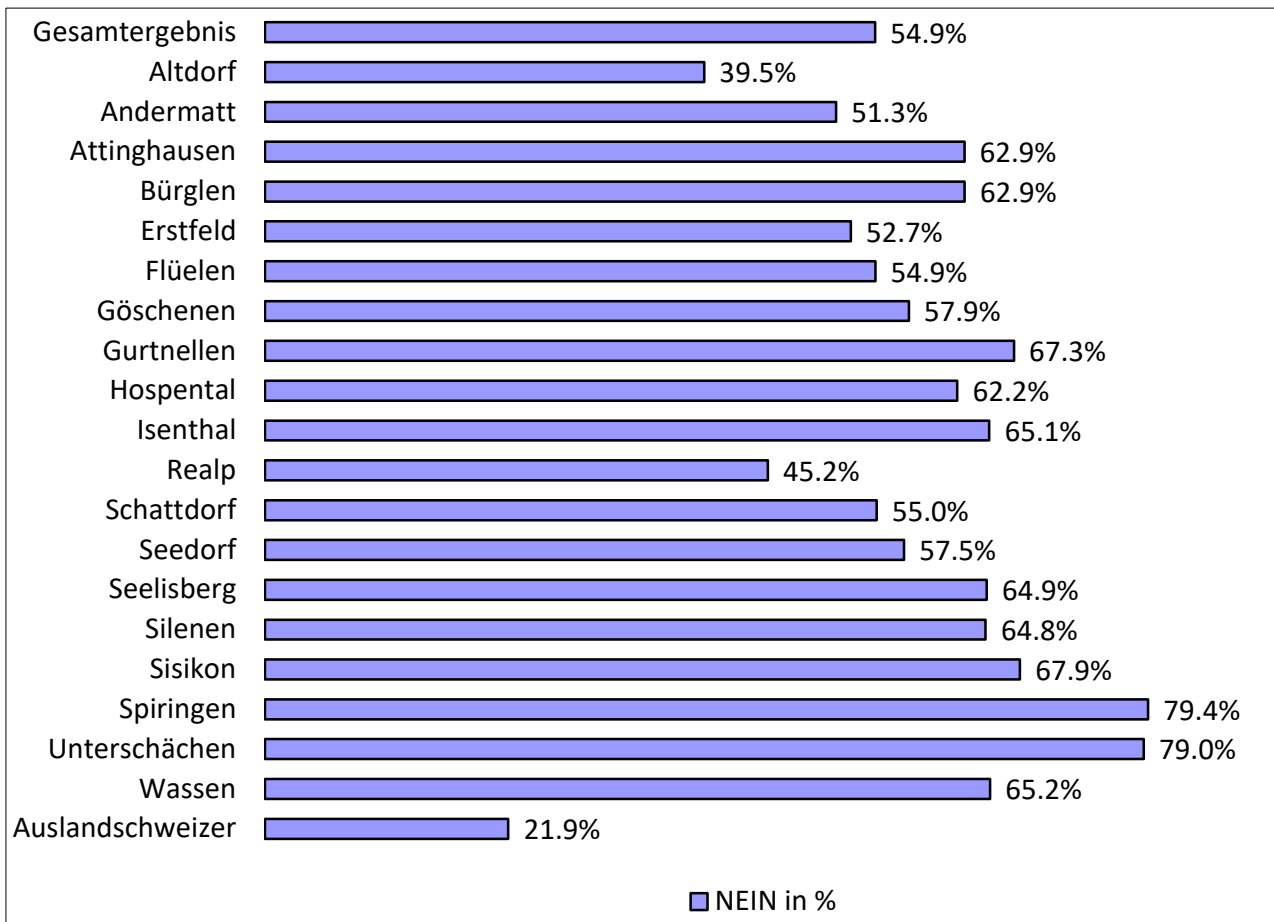
Volksinitiative «Für eine Schweiz ohne synthetische Pestizide»

| | JJA | NEIN | NEIN in % | Rang | Stimmberechtigt | Stimmeteiligung | in % | Rang Stimmeteiligung |
|-----------------------|--------------|---------------|--------------|------|-----------------|-----------------|--------------|----------------------|
| Gesamtergebnis | 4'674 | 12'220 | 72.3% | | 26'880 | 17'101 | 63.6% | |
| Altdorf | 1'616 | 2'388 | 59.6% | 19 | 6'697 | 4'053 | 60.5% | 17 |
| Andermatt | 147 | 415 | 73.8% | 13 | 952 | 576 | 60.5% | 18 |
| Attinghausen | 169 | 683 | 80.2% | 5 | 1'265 | 863 | 68.2% | 8 |
| Bürglen | 443 | 1'534 | 77.6% | 11 | 3'030 | 2'004 | 66.1% | 11 |
| Erstfeld | 458 | 1'024 | 69.1% | 18 | 2'536 | 1'514 | 59.7% | 19 |
| Flüelen | 265 | 632 | 70.5% | 16 | 1'431 | 907 | 63.4% | 15 |
| Göschenen | 41 | 165 | 80.1% | 6 | 296 | 208 | 70.3% | 6 |
| Gurtellen | 55 | 197 | 78.2% | 10 | 403 | 257 | 63.8% | 14 |
| Hospental | 21 | 79 | 79.0% | 9 | 140 | 101 | 72.1% | 4 |
| Isenthal | 35 | 252 | 87.8% | 3 | 373 | 287 | 76.9% | 3 |
| Realp | 15 | 58 | 79.5% | 7 | 110 | 73 | 66.4% | 10 |
| Schattdorf | 620 | 1'888 | 75.3% | 12 | 3'996 | 2'531 | 63.3% | 16 |
| Seedorf | 264 | 646 | 71.0% | 15 | 1'430 | 925 | 64.7% | 13 |
| Seelisberg | 93 | 243 | 72.3% | 14 | 499 | 339 | 67.9% | 9 |
| Silenen | 205 | 780 | 79.2% | 8 | 1'525 | 997 | 65.4% | 12 |
| Sisikon | 49 | 116 | 70.3% | 17 | 240 | 165 | 68.8% | 7 |
| Spiringen | 37 | 485 | 92.9% | 2 | 672 | 523 | 77.8% | 2 |
| Unterschächen | 28 | 404 | 93.5% | 1 | 547 | 433 | 79.2% | 1 |
| Wassen | 36 | 148 | 80.4% | 4 | 258 | 184 | 71.3% | 5 |
| Auslandschweizer | 77 | 83 | 51.9% | 20 | 480 | 161 | 33.5% | 20 |



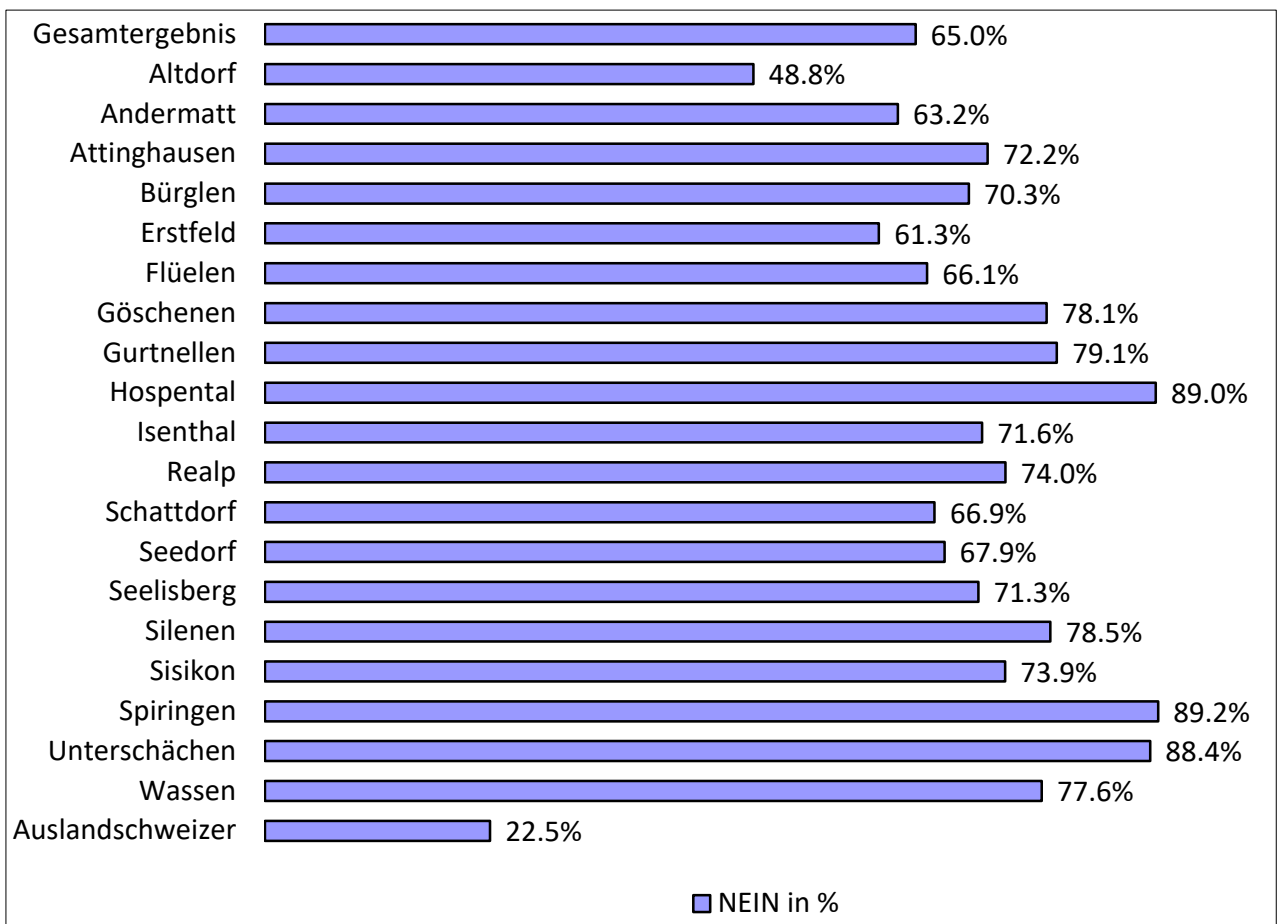
Covid-19-Gesetz

| | JA | NEIN | NEIN in % | Rang | Stimmberechtigt | Stimmeteiligung | in % | Rang Stimmeteiligung |
|-----------------------|--------------|--------------|--------------|------|-----------------|-----------------|--------------|----------------------|
| Gesamtergebnis | 7'588 | 9'223 | 54.9% | | 26'880 | 17'077 | 63.5% | |
| Altdorf | 2'420 | 1'580 | 39.5% | 19 | 6'697 | 4'050 | 60.5% | 17 |
| Andermatt | 272 | 287 | 51.3% | 17 | 952 | 574 | 60.3% | 18 |
| Attinghausen | 312 | 529 | 62.9% | 10 | 1'265 | 856 | 67.7% | 9 |
| Bürglen | 737 | 1'250 | 62.9% | 9 | 3'030 | 2'019 | 66.6% | 10 |
| Erstfeld | 698 | 777 | 52.7% | 16 | 2'536 | 1'507 | 59.4% | 19 |
| Flüelen | 405 | 493 | 54.9% | 15 | 1'431 | 908 | 63.5% | 16 |
| Göschenen | 88 | 121 | 57.9% | 12 | 296 | 210 | 70.9% | 5 |
| Gurtellen | 81 | 167 | 67.3% | 4 | 403 | 257 | 63.8% | 14 |
| Hospental | 37 | 61 | 62.2% | 11 | 140 | 99 | 70.7% | 6 |
| Isenthal | 98 | 183 | 65.1% | 6 | 373 | 282 | 75.6% | 3 |
| Realp | 40 | 33 | 45.2% | 18 | 110 | 73 | 66.4% | 11 |
| Schattdorf | 1'123 | 1'373 | 55.0% | 14 | 3'996 | 2'538 | 63.5% | 15 |
| Seedorf | 385 | 520 | 57.5% | 13 | 1'430 | 926 | 64.8% | 12 |
| Seelisberg | 118 | 218 | 64.9% | 7 | 499 | 338 | 67.7% | 8 |
| Silenen | 338 | 622 | 64.8% | 8 | 1'525 | 979 | 64.2% | 13 |
| Sisikon | 53 | 112 | 67.9% | 3 | 240 | 166 | 69.2% | 7 |
| Spiringen | 105 | 405 | 79.4% | 1 | 672 | 517 | 76.9% | 2 |
| Unterschächen | 90 | 339 | 79.0% | 2 | 547 | 433 | 79.2% | 1 |
| Wassen | 63 | 118 | 65.2% | 5 | 258 | 184 | 71.3% | 4 |
| Auslandschweizer | 125 | 35 | 21.9% | 20 | 480 | 161 | 33.5% | 20 |



CO2-Gesetz

| | JA | NEIN | NEIN in % | Rang | Stimmberechtigt | Stimmeteiligung | in % | Rang Stimmeteiligung |
|-----------------------|--------------|---------------|--------------|------|-----------------|-----------------|--------------|----------------------|
| Gesamtergebnis | 5'891 | 10'938 | 65.0% | | 26'880 | 17'060 | 63.5% | |
| Altdorf | 2'043 | 1'948 | 48.8% | 19 | 6'697 | 4'045 | 60.4% | 17 |
| Andermatt | 206 | 354 | 63.2% | 17 | 952 | 573 | 60.2% | 18 |
| Attinghausen | 235 | 610 | 72.2% | 10 | 1'265 | 861 | 68.1% | 8 |
| Bürglen | 586 | 1'388 | 70.3% | 13 | 3'030 | 2'006 | 66.2% | 11 |
| Erstfeld | 573 | 909 | 61.3% | 18 | 2'536 | 1'510 | 59.5% | 19 |
| Flüelen | 304 | 594 | 66.1% | 16 | 1'431 | 909 | 63.5% | 15 |
| Göschenen | 46 | 164 | 78.1% | 6 | 296 | 211 | 71.3% | 6 |
| Gurtellen | 52 | 197 | 79.1% | 4 | 403 | 257 | 63.8% | 14 |
| Hospental | 11 | 89 | 89.0% | 2 | 140 | 101 | 72.1% | 4 |
| Isenthal | 80 | 202 | 71.6% | 11 | 373 | 284 | 76.1% | 3 |
| Realp | 19 | 54 | 74.0% | 8 | 110 | 73 | 66.4% | 10 |
| Schattdorf | 828 | 1'673 | 66.9% | 15 | 3'996 | 2'519 | 63.0% | 16 |
| Seedorf | 289 | 611 | 67.9% | 14 | 1'430 | 919 | 64.3% | 13 |
| Seelisberg | 96 | 238 | 71.3% | 12 | 499 | 338 | 67.7% | 9 |
| Silenen | 209 | 761 | 78.5% | 5 | 1'525 | 984 | 64.5% | 12 |
| Sisikon | 43 | 122 | 73.9% | 9 | 240 | 167 | 69.6% | 7 |
| Spiringen | 56 | 464 | 89.2% | 1 | 672 | 522 | 77.7% | 2 |
| Unterschächen | 50 | 382 | 88.4% | 3 | 547 | 436 | 79.7% | 1 |
| Wassen | 41 | 142 | 77.6% | 7 | 258 | 184 | 71.3% | 5 |
| Auslandschweizer | 124 | 36 | 22.5% | 20 | 480 | 161 | 33.5% | 20 |



Bundesgesetz über polizeiliche Massnahmen zur Bekämpfung von Terrorismus (PMT)

| | JA | NEIN | JA in % | Rang | Stimmberechtigt | Stimmeteiligung | in % | Rang Stimmeteiligung |
|-----------------------|--------------|--------------|--------------|------|-----------------|-----------------|--------------|----------------------|
| Gesamtergebnis | 8'893 | 7'670 | 53.7% | | 26'880 | 16'911 | 62.9% | |
| Altdorf | 2'321 | 1'618 | 58.9% | 3 | 6'697 | 4'013 | 59.9% | 18 |
| Andermatt | 311 | 242 | 56.2% | 7 | 952 | 572 | 60.1% | 17 |
| Attinghausen | 412 | 422 | 49.4% | 12 | 1'265 | 851 | 67.3% | 8 |
| Bürglen | 953 | 986 | 49.1% | 13 | 3'030 | 1'983 | 65.4% | 11 |
| Erstfeld | 830 | 631 | 56.8% | 5 | 2'536 | 1'502 | 59.2% | 19 |
| Flüelen | 496 | 390 | 56.0% | 8 | 1'431 | 903 | 63.1% | 15 |
| Göschenen | 99 | 109 | 47.6% | 15 | 296 | 209 | 70.6% | 5 |
| Gurtellen | 121 | 121 | 50.0% | 11 | 403 | 257 | 63.8% | 14 |
| Hospental | 56 | 41 | 57.7% | 4 | 140 | 98 | 70.0% | 6 |
| Isenthal | 120 | 156 | 43.5% | 17 | 373 | 280 | 75.1% | 3 |
| Realp | 51 | 22 | 69.9% | 1 | 110 | 73 | 66.4% | 10 |
| Schattdorf | 1'388 | 1'073 | 56.4% | 6 | 3'996 | 2'507 | 62.7% | 16 |
| Seedorf | 473 | 420 | 53.0% | 9 | 1'430 | 914 | 63.9% | 12 |
| Seelisberg | 159 | 169 | 48.5% | 14 | 499 | 334 | 66.9% | 9 |
| Silenen | 503 | 447 | 52.9% | 10 | 1'525 | 974 | 63.9% | 13 |
| Sisikon | 68 | 93 | 42.2% | 18 | 240 | 163 | 67.9% | 7 |
| Spiringen | 187 | 318 | 37.0% | 20 | 672 | 512 | 76.2% | 2 |
| Unterschächen | 160 | 260 | 38.1% | 19 | 547 | 424 | 77.5% | 1 |
| Wassen | 87 | 96 | 47.5% | 16 | 258 | 184 | 71.3% | 4 |
| Auslandschweizer | 98 | 56 | 63.6% | 2 | 480 | 158 | 32.9% | 20 |

